

COST OF CORRUPTION / BENEFITS OF INTEGRITY

Annex G

Vladimir Rott, V J ROTT Zurich / ESCE/WSMO Switzerland

COUNTRIES' COMPETITIVENESS VS. CORRUPTION

CORRUPTION

- one of the main (many?) factors suffocating emerging economies

WORLD COMPETITIVENESS (Annex G.1)

- ranking by IMD Lausanne

CORRUPTION PERCEPTION INDEX (Annex G.2)

- ranking by TI / Göttingen University

COMPETITIVENESS AND CORRUPTION (other factors as well) (Annex G.3)

- highly competitive clean countries
- uncompetitive corrupt countries

HOW MUCH DOES IT COST? – WHO PAYS FOR IT?

HIDDEN COSTS – HIDDEN POSSIBLE BENEFITS (Annex G.4)

- easy to assess (?)
- corruption "tax" estimate – a conservative assessment
- National Accounts – statisticians' efforts

EVERYBODY PAYS

- the small, the big
- now, in the future

WHAT MAY BE DONE?

EVERYBODY KNOWS THESE DAYS *

- taking part (at last)
- information society – acting society

WHERE THE PRESSURE COMES FROM

- suffocated chances
- cash drain, brain drain, people drain

INTEGRATION AND INTEGRITY

- a chance to be "forced" into (more) integrity
- is (economic) power identical with integrity?

WHY WE (MAY CHOOSE TO, PREFER TO) DO SO LITTLE (Annex G.5)

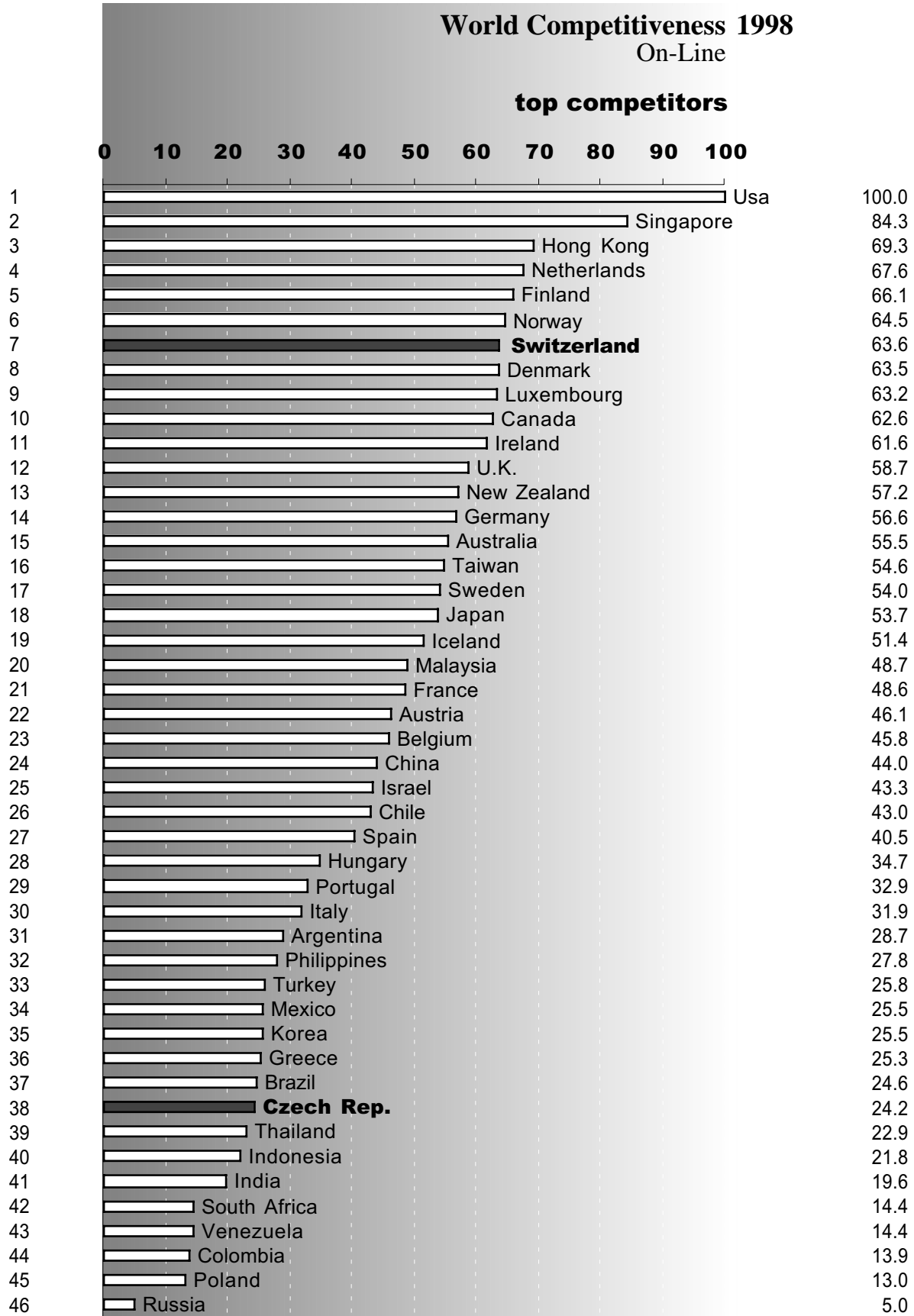
- pains of freedom – Popper (again)

* SOME OF WHAT WE KNOW – AND WHAT WE HAVE JOINED IN (Annex I)

- Déclaration d'Avignon, Avignon, Oct.98
- Convention on Combating Bribery, Paris, Dec.97
- Protection of the European taxpayer, Brussels, Apr.97
- L'Appel de Genève / The Geneva Appeal, Geneva, Oct.96

* MEDIA'S ROLE – JUST A FEW EXAMPLES (Annex J)

- Ein Staatsanwalt gibt Gas, Weltwoche, Oct.98
- Business Views on Combating Corruption, CIPE, Aug.98
- L'atlas mondial de l'argent sale, L'Express, May 98
- Rundschau, Swiss TV, Apr./May 98



not competitive

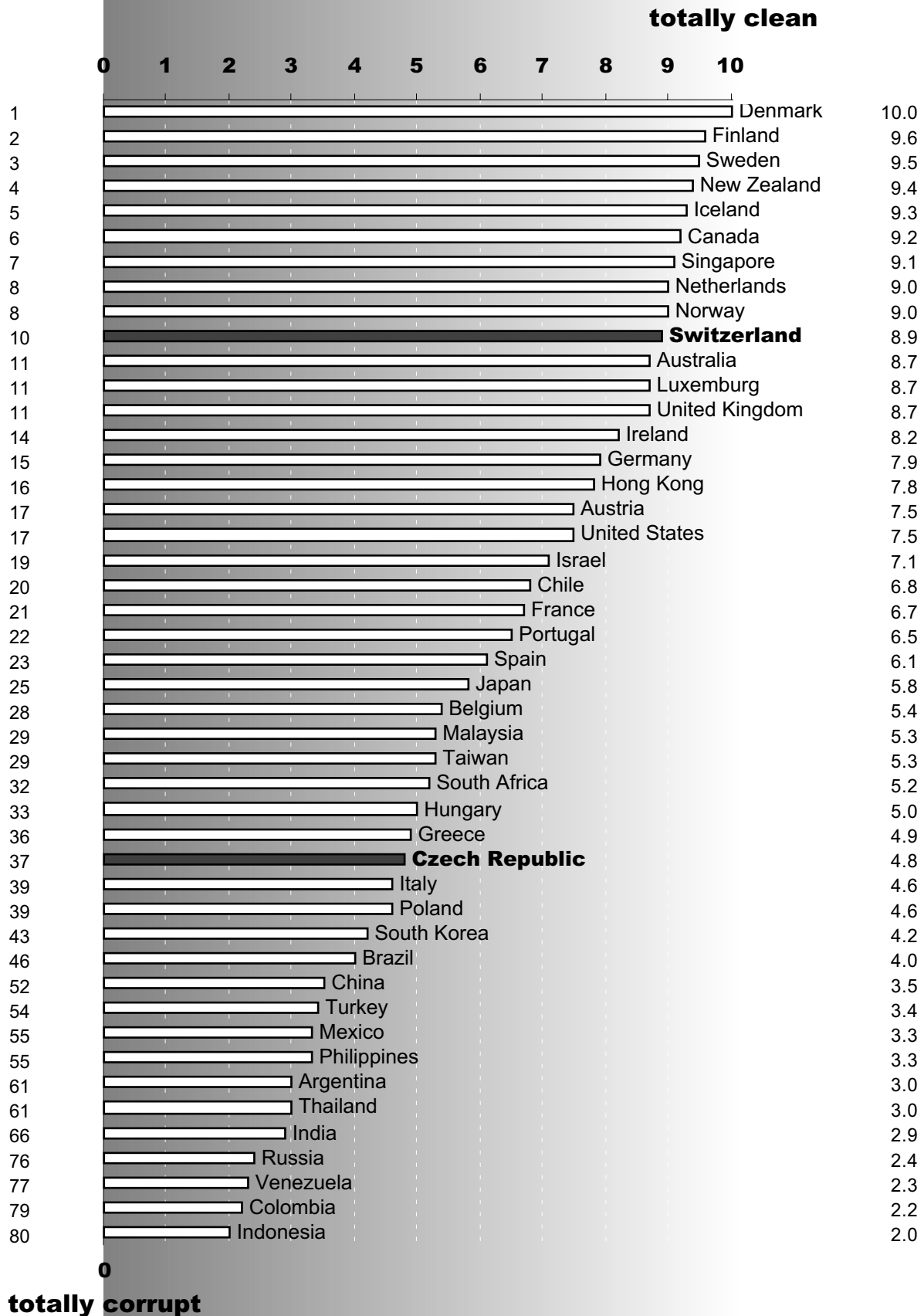
THE WORLD COMPETITIVENESS SCOREBOARD

Ranking as of April 19 1998

(c) IMD Lausann

**Corruption Perception
1998**

Selection of 46 countries
also ranked by IMD Lausanne by their competitiveness



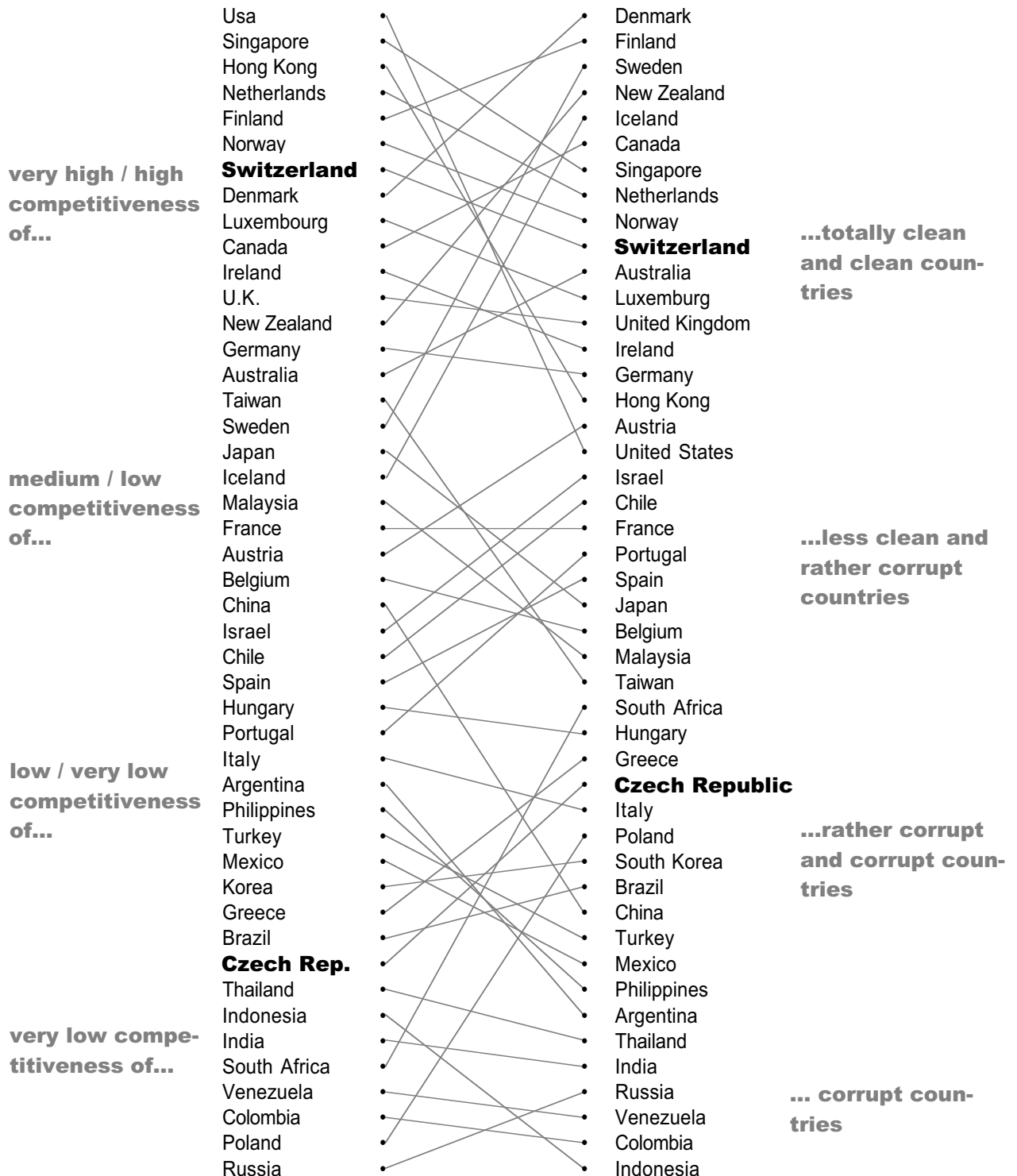
CORRUPTION PERCEPTION INDEX

Ranking as of 22 September 1998

© Transparency International and Göttingen University

COMPETITIVENESS AND CORRUPTION

© V J ROTT Zurich



**WORLD COMPETITIVENESS SCOREBOARD
COUNTRIES' RANKING 1998**
© IMD Laussane

**CORRUPTION PERCEPTION INDEX
COUNTRIES' RANKING 1998**
© Transparency International / Göttingen University

HOW MUCH DOES CORRUPTION COST ? -- WHO PAYS FOR IT ? © V J ROTT Zurich**CORRUPTION "TAX" ESTIMATE**

CZECH REPUBLIC		1990	1991	1992	1993	1994	1995	1996	1997
Nominal GDP	\$ bn	32.3	25.4	29.9	34.3	39.7	50.3	56.6	52.9
corruption "tax" estimate p.a. */		3.2	2.5	3.0	3.4	4.0	5.0	5.7	5.3
cumulative since 1990		3.2	5.8	8.8	12.2	16.2	21.2	26.9	32.1
Exports	\$ bn	5.9	8.3	8.4	13.3	14.9	25.1	27.6	27.1
corruption "tax" estimate p.a. */		0.6	0.8	0.8	1.3	1.5	2.5	2.8	2.7
cumulative since 1990		0.6	1.4	2.3	3.6	5.1	7.6	10.4	13.1
Imports	\$ bn	6.5	8.8	10.4	13.3	14.9	25.1	27.6	27.1
corruption "tax" estimate p.a. */		0.7	0.9	1.0	1.3	1.5	2.5	2.8	2.7
cumulative since 1990		0.7	1.5	2.6	3.9	5.4	7.9	10.7	13.4
Foreign direct investment flow	\$ m	na	na	100	600	700	2'500	1'400	1'300
corruption "tax" estimate p.a. */				10	60	70	250	140	130
cumulative since 1990				10	70	140	390	530	660
GDP per capita PPP	\$	9'526	8'721	8'951	9'273	9'794	10'531	11'211	11'566
corruption "tax" estimate p.a. */		953	872	895	927	979	1'053	1'121	1'157
cumulative since 1990		953	1'825	2'720	3'647	4'627	5'680	6'801	7'957
Average yearly wage	\$	2'191	1'542	1'972	2'395	2'874	3'694	4'277	4'001
corruption "tax" estimate p.a. */		219	154	197	240	287	369	428	400
cumulative since 1990		219	373	570	810	1'097	1'467	1'894	2'295
GDP	% change	-1.2	-11.5	-3.3	0.6	3.2	6.4	3.9	1.0
Industrial production	% change	-3.3	-21.2	-7.9	-5.3	2.1	8.7	2.0	4.5
Budget balance	% of GDP	na	-1.9	-3.1	0.5	-1.2	-1.8	-1.2	-0.5
Unemployment	%	0.8	4.1	2.6	3.5	3.2	2.9	3.5	5.2
Inflation	%	9.7	56.6	11.1	20.8	10.0	7.9	8.7	9.9
Trade Balance	\$ bn	-0.7	-0.5	-1.9	-0.3	-0.9	-3.7	-5.9	-4.6
Current-account balance	\$ bn	-1.0	0.3	-0.3	0.1	0.0	-1.4	-4.3	-3.2
Foreign exchange reserves	\$ bn	1.1	3.9	0.8	3.9	6.2	14.0	16.1	15.0
Foreign debt	\$ bn	6.4	6.7	7.1	8.5	10.7	16.5	20.8	22.0
Discount rate	%	na	9.5	9.5	8.0	8.5	9.5	10.5	13.0
Exchange rate	/ \$	18.0	29.5	28.3	29.2	28.8	26.6	27.1	31.7
Population	m	10.3	10.3	10.3	10.3	10.3	10.3	10.3	10.3

***/ "collection" of corruption "tax" at country "going rate" of 10%, corruption assessed as rather a part of most business transactions**

sources: WIIW, EBRD, Eesti Pank, FT, ING Barings, JP Morgan, Nomura, Reuters, national statistics
www.bcemag.com (all data, except corruption rate estimate*)

"THAT'S CLASSICAL POPPER!"

closed society	conflicts of opening		open society	
people act				
stable, predictable	deterministic	<->	voluntary	hope, innovation
social structure				
harmony	homogeneity of interests	<->	plurality of interests	plurality
people are				
stable role structure	in a hierarchy	<->	equal	equal chances
protection of				
safety, order	collective	<->	individual	individuality, freedom
clearness, sense	error free	<->	trial and error	tolerance, learning

"nothing for free"

D. Geber, S. Boerner: Abschied von der offenen Gessellschaft?; Frankfurt/Main, New York; Campus 1995
 based on Karl. R. Popper's Open Society and Its Enemies